



Electrolux
PROFESSIONAL

Modular Cooking Range Line thermaline 90 - Electric Warming Plate Top, 1 Side

ITEM # _____

MODEL # _____

NAME # _____

SIS # _____

AIA # _____



589502
(MCRAAAFOBO)

Electric Warming Plate, 1-sided operated

Main Features

- THERMODUL connection system creates a seamless work top when units are connected to each other thus avoiding soil penetrating vital components and facilitating the removal of units in case of replacement or service.
- Metal knobs with embedded hygienic "soft-touch" grip for easier handling and cleaning. The special design of the controls prevents infiltration of liquids or soil into vital components.
- Fast deployment with full heating power immediately.
- The smooth glass-ceramic surface can be quickly and easily cleaned, thus providing maximum hygiene.
- Almost the entire surface of the ceramic plate can be used without "dead" spots.
- Pans can easily be moved from one area to another without lifting.
- All major components may be easily accessed from the front.
- Overheat protection via a temperature sensor that switches off part of the heating element in the event of over temperature. Temperature range from 30°C to 110°C.

Construction

- 2 mm top in 1.4301 (AISI 304).
- Unit constructed according to DIN 18860_2 with 20 mm drop nose top and 70 mm recessed plinth.
- Flat surface construction with minimal hidden areas to easily clean all surfaces
- Internal frame for heavy duty sturdiness in 1.4301 (AISI 304).
- Unit constructed according to DIN 18860_2 with 20 mm drop nose top.
- IPX5 water resistance certification.

Optional Accessories

- | | | |
|----------------------------------------------------------------------------------------------------------------------------------------------------------------------|------------|--------------------------|
| • Scraper for cook tops | PNC 910601 | <input type="checkbox"/> |
| • Connecting rail kit, 900mm | PNC 912502 | <input type="checkbox"/> |
| • Portioning shelf, 600mm width | PNC 912524 | <input type="checkbox"/> |
| • Portioning shelf, 600mm width | PNC 912554 | <input type="checkbox"/> |
| • Folding shelf, 300x900mm | PNC 912581 | <input type="checkbox"/> |
| • Folding shelf, 400x900mm | PNC 912582 | <input type="checkbox"/> |
| • Fixed side shelf, 200x900mm | PNC 912589 | <input type="checkbox"/> |
| • Fixed side shelf, 300x900mm | PNC 912590 | <input type="checkbox"/> |
| • Fixed side shelf, 400x900mm | PNC 912591 | <input type="checkbox"/> |
| • Connecting rail kit: modular 90 (on the left) to ProThermetic tilting (on the right), ProThermetic stationary (on the left) to ProThermetic tilting (on the right) | PNC 912975 | <input type="checkbox"/> |
| • Connecting rail kit: modular 80 (on the right) to ProThermetic tilting (on the left), ProThermetic stationary (on the right) to ProThermetic tilting (on the left) | PNC 912976 | <input type="checkbox"/> |
| • Endrail kit, flush-fitting, left | PNC 913111 | <input type="checkbox"/> |

APPROVAL: _____



Experience the Excellence
www.electroluxprofessional.com



Electrolux
PROFESSIONAL

**Modular Cooking Range Line
thermaline 90 - Electric Warming
Plate Top, 1 Side**

- | | | |
|-------------------------------------------------------------------------------------------------|------------|--------------------------|
| • Endrail kit, flush-fitting, right | PNC 913112 | <input type="checkbox"/> |
| • Endrail kit (12.5mm) for thermaline 90 units, left | PNC 913202 | <input type="checkbox"/> |
| • Endrail kit (12.5mm) for thermaline 90 units, right | PNC 913203 | <input type="checkbox"/> |
| • T-connection rail for back-to-back installations without backsplash (to be ordered as S-code) | PNC 913227 | <input type="checkbox"/> |
| • Insert profile d=900 | PNC 913232 | <input type="checkbox"/> |
| • Endrail kit, (12.5mm), for back-to-back installation, left | PNC 913251 | <input type="checkbox"/> |
| • Endrail kit, (12.5mm), for back-to-back installation, right | PNC 913252 | <input type="checkbox"/> |
| • Endrail kit, flush-fitting, for back-to-back installation, left | PNC 913255 | <input type="checkbox"/> |
| • Endrail kit, flush-fitting, for back-to-back installation, right | PNC 913256 | <input type="checkbox"/> |

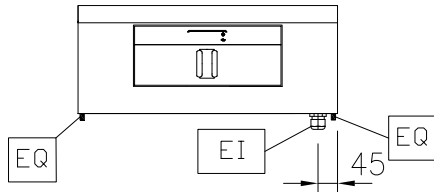


**Modular Cooking Range Line
thermaline 90 - Electric Warming Plate Top, 1 Side**

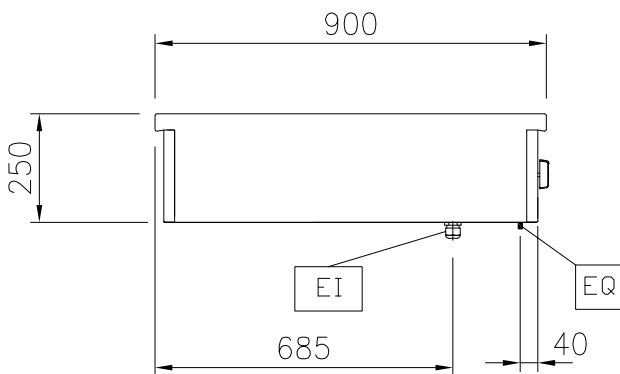
The company reserves the right to make modifications to the products without prior notice. All information correct at time of printing.

2025.05.16

Front

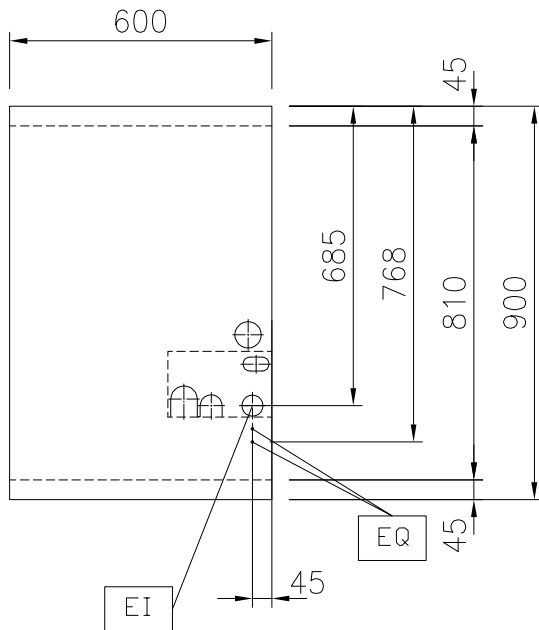


Side



EI = Electrical inlet (power)
EQ = Equipotential screw

Top



Electric

Supply voltage: 230 V/1N ph/50/60 Hz
Total Watts: 0.55 kW

Key Information:

External dimensions, Width: 600 mm
External dimensions, Depth: 900 mm
External dimensions, Height: 250 mm
Net weight: 32 kg
Configuration: One-Side Operated;Top
Front Plates Power: 0 - 0 kW
Front Plates dimensions:

Sustainability

Current consumption: 2.39 Amps